

# PRODUCT-INFORMATION

## Fully hydraulic wood processor with various drive types

Technical Data	SSA-400G-HPRO/S	SSA-400E-HPRO/S	SSA-400Z-HPRO/S	SSA-400E-HPRO/SZ
Engine / Drive	Petrol engine	3 phase electric motor	PTO	3 phase electric motor + PTO
Motor power	459 cm <sup>3</sup> , 10,0 kW	7,5 kW, 14,9A, 400V	-	7,5 kW, 14,9A, 400V
Power requirement tractor	-	-	ca. 20 HP	ca. 20 HP
PTO speed max.	-	-	540 rpm	540 rpm
Hydraulic chainsaw motor	max. 4.500 rpm	max. 4.500 rpm	max. 4.500 rpm	max. 4.500 rpm
Hydraulic motor conveyor	max. 284 rpm bei 110 bar, 285 Nm	max. 284 rpm bei 110 bar, 285 Nm	max. 284 rpm bei 110 bar, 285 Nm	max. 284 rpm bei 110 bar, 285 Nm
Chainsaw	Hydraulic driven	Hydraulic driven	Hydraulic driven	Hydraulic driven
Chain	Driving links: 65 Division: 0.375 Strength: 1,6mm	Driving links: 65 Division: 0.375 Strength: 1,6mm	Driving links: 65 Division: 0.375 Strength: 1,6mm	Driving links: 65 Division: 0.375 Strength: 1,6mm
Sword	45 cm	45 cm	45 cm	45 cm
Splitting length max.	55 cm	55 cm	55 cm	55 cm
Splitting diameter max.	10-38 cm	10-38 cm	10-38 cm	10-38 cm
Working speed	2 cm/s	2 cm/s	2 cm/s	2 cm/s
Reverse speed	2 cm/s	2 cm/s	2 cm/s	2 cm/s
Splitting force	10 t	10 t	10 t	10 t
Conveyor dimensions (LxWxH)	3200 x 250 x 2200 mm	3200 x 250 x 2200 mm	3200 x 250 x 2200 mm	3200 x 250 x 2200 mm
Conveyor belt speed	0,7 m/s	0,7 m/s	0,7 m/s	0,7 m/s
Deadweight incl. conveyor	808 kg (705kg + 103kg)	858 kg (755kg + 103kg)	808 kg (705kg + 103kg)	938 kg (835kg + 103kg)
<b>Packaging dimensions (LxBxH)</b>				
Wood processor incl. feeding	2180 x 1000 x 1120 mm	2180 x 1000 x 1120 mm	2180 x 1000 x 1120 mm	2180 x 1000 x 1120 mm
Conveyor (LxWxH)	1900 x 450 x 680 mm	1900 x 450 x 680 mm	1900 x 450 x 680 mm	1900 x 450 x 680 mm
Art. No.	SSA400GHPROS	SSA400EHPROS	SSA400ZHPROS	SSA400EHPROSZ
EAN	40 47424 00904 8	40 47424 00905 5	40 47424 00906 2	40 47424 00907 9


Incl. Control valve set + PARKER Pumps & hydraulic motor!

### Equipment Features:

- **New mechanical lubrication system**
- Simple operation and processing of logs by sawing and splitting in a single pass
- **Mechanical flaps** to prevent the sawn material from tilting
- **New removal system** that moves the material through a height-adjustable belt conveyor
- Powerful drives (electric + PTO shaft (SSA400EHPROSZ) for fast work, even with larger logs up to 38 cm in diameter
- Hydraulic chainsaw and log holder operation as well as the splitting wedge adjustment serve to make work quicker and easier
- **New retaining claw system** for more precise work
- **New feed system with wider conveyor chain** to supply the firewood processor with material
- Only SSA400EHPROSZ: Innovative system for using the trolley and 3-point linkage. Perfect for any application without conversion!

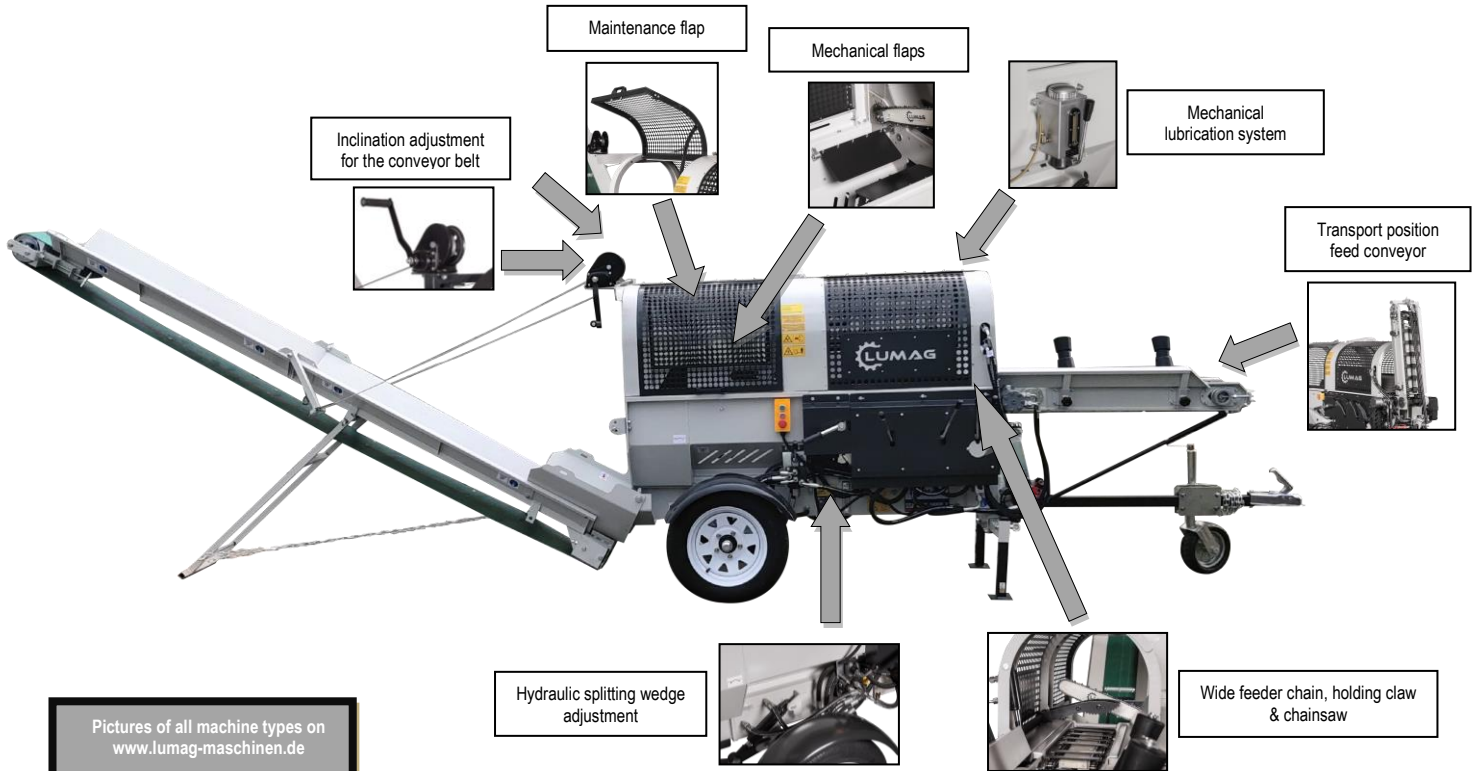
### Accessoires (optional):

- Log lifter, hydraulic  
(Art. No. 5SSA500HPROSSH, EAN: 40 47424 00822 5)
- Cross knife, 6-way  
(Art. No. 5SSA400HPROSSK, EAN: 40 47424 08405 2)
- Log feeder, hydraulic  
(Art. No. 5SSASZ, EAN: 40 47424 00915 4)




# PRODUCT-PICTURE

Picture shows SA400EHPRO/S



# PRODUCT-DETAILS SSA-400E-HPRO/SZ

Pictures show SSA500EHPRO/SZ



**NEW**  
development

*Thanks to our new development, the SSA-400EHPRO-SZ can be operated with both the PTO shaft and the electric motor without having to convert the machine.*